

LYTTON STREET SCHOOL

A kohia
R espect
O wnership
H autoa
A mbition



LYTTON STREET SCHOOL

TEACHER ONLY DAY - FRIDAY 29th MAY

WELCOME

A warm welcome to you all. Please be aware our Teacher Only Day is running on Friday 29th May. Also, note that our BAASC programme will not operate on this day. A warm welcome to Wiki Kane, Quaylen Sisson and Vann Sherwill starting school for the first time, and to Regan who has joined us from sunny Queensland. It is great to have you all here at Lytton Street School.

SPORTS TROPHIES

A special assembly was held last Friday to honour the students who achieved extremely well in the both our Swimming Sports and also our Athletics Sports. Congratulations to our champions Jared, Maraea and James in Swimming; and Jorja, Nikora, Jaxon and Bella in Athletics. Also, a special congratulations to all the many place getters who performed admirably on the days of the event.

PTA UPDATE

The PTA met on Monday night. There was a pleasing turn out of parents all keen to further enhance our school through strong fundraising efforts. The PTA are currently investigating new opportunities to raise much needed funds. If you have ideas for fundraising please let someone on the PTA know. Funds raised will go towards supporting the many building projects that are going to be undertaken shortly - items like furniture and technology will be the main considerations. The PTA also reviewed the current fundraising situation which includes school discos, sausage sizzles and our most recent one, chocolate sales. The PTA will meet again on Monday 22nd June at 7.30pm. We are always looking for new members so everyone is welcome.

PARENT CLUB ASSISTANCE

We are looking to run our Clubs Programme in Term 3. The programme looks at hooking in the talents of our students by providing opportunities for them to follow their passions. Teachers, Support Staff and members of the community offer 5 one hour slots over the course of a week around a specific activity. This could be anything from pottery, to art, to sport. Let me or Mrs Trembath know if you have a special talent!



Together, we learn to live and live to learn

Check out our website - www.lyttonstreet.school.nz

15/14

Thursday 21st May 2015



Our Kids...

MATHLETICS

The Mathletics competition is really hotting up. Here are the current results from the last week:

LAST WEEK RESULTS	GOLD CERTIFICATE WINNERS
Room 20 and Room 4 = 39 certificates	Sosaia Kolofale = Room 18
Room 18 = 32 certificates	Charleigh Walker = Room 18
Room 19 = 31 certificates	Bill Baxter = Room 4
Room 15 = 29 certificates	Annika Bond = Room 21
	Mason Johnson = Room 2

A huge congratulations to you all for your very hard work.

MUSIC LESSONS

Our school has limited spaces available for students to learn an instrument. The cost of the lessons are \$20 for half an hour (piano - individual), or \$10 for half an hour (guitar or ukulele - in a group of 2-3 situation). Please let me know if you are interested in lessons for your child. Places will be allocated at a first come first served basis and all lessons will need to be paid upfront. The lessons will take place during school time and will be run by Nicola Hooker. Nicola has extensive experience as a music tutor across all three instruments, guitar, ukulele and piano. She also plays in her own band.

SWIMMING

All Year 3 and 4 students are currently enjoying swimming lessons down at the Makino Pool. The students are taking part in the Sea Lord Programme. This is a terrific initiative that teaches students how to swim and how to be safe in the water. Check out the photos to the right and below - kids are having great fun!



CAR PARK

The Police have been out and about checking the parking and drop off areas around our school. They have raised some concerns around the use of Disability Car Parks. Please ensure these are kept free for people displaying a Disability sign. Also, take real care when dropping your children off in the morning. It is best to ensure you have parked your car before allowing your children out. Vigilance will ensure our children remain safe in and around our school. Thank you for your support.

HEADLICE

To the right is a picture of important information regarding the treatment of head lice. If you would like a full size copy please pop into the office.

TECHNOLOGY GROUP

This Friday our Technology Group head to Palmerston North to check out a range of technology-based businesses. This will be a cool outing.



QR CODE READER

If you have a QR Reader on your phone check out the picture below. This will take you straight to our school website. Our website has loads of photos and all our recent newsletters, plus much much more.

HEAD LICE

Head lice, also known as "nits", "kutus", "kutu bugs" or "head louse" are small, flat insects, 2-3 mm long, that live and lay eggs on the human scalp. Head lice:

- live on the scalp which provides food and warmth for their eggs to hatch
- feed on human blood through the scalp
- cannot jump, fly or swim
- do not carry disease
- remain on the head after swimming or bathing/showering.

Head lice cause itching, and occasionally scalp infection although not all children complain of an itchy head.

Life cycle:
Female lice lay around 7-10 eggs each night. Eggs are laid close to the scalp, are small, hard and are normally pale grey in colour. Eggs hatch in 9 days and head lice will live for 40 days.

Looking for head lice:
Look over the scalp for insects or eggs, especially:




- around the hair line at the back of the neck
- behind the ears
- on the crown.

When to treat:

- If you find a LIVE insect on the scalp.

OR

- If you find eggs within 1 cm of the scalp.

How to treat:
Speak to your pharmacist/doctor/practice nurse or Public Health Nurse for advice.

- You can use a shampoo or lotion (containing insecticide) available only from your chemist or doctor to kill both the insects and eggs. Always follow the manufacturer's recommendations. Recheck your children's heads after a week and make sure they brush their hair every night.

OR

- Wet combing may be effective if done properly and is a cheaper option. This involves wetting the child's hair and covering in conditioner, then using a fine toothed nit comb and combing through small sections of the hair - white conditioner is perfect as any head lice or nits can be seen easily. This needs to be repeated every few days until there is no evidence of head lice or nits.

What does not work:
Ordinary shampoo or soap will not kill head lice.

You must not use:
Fly spray, kerosene or animal remedies, as these may harm children.

To prevent head lice and reduce the spread
It is impossible to prevent head lice completely but you can reduce the spread by:

- Brushing hair every evening to help kill or injure lice and stop them from laying eggs. Use a firm bristle brush and brush under the hair and around the hair line.
- Not sharing brushes and combs.
- Treating all affected family members at the same time.

Because lice live off the head for 48 hours, it is rarely necessary for additional washing and cleaning of other articles.

The checklist

- Check hair every week. During outbreaks check daily.
- Brush hair every evening.
- Treat as above if you find LIVE insects, or eggs within 1 cm of the scalp

Check out our website - www.lyttonstreet.school.nz